


Hi-Speed Series

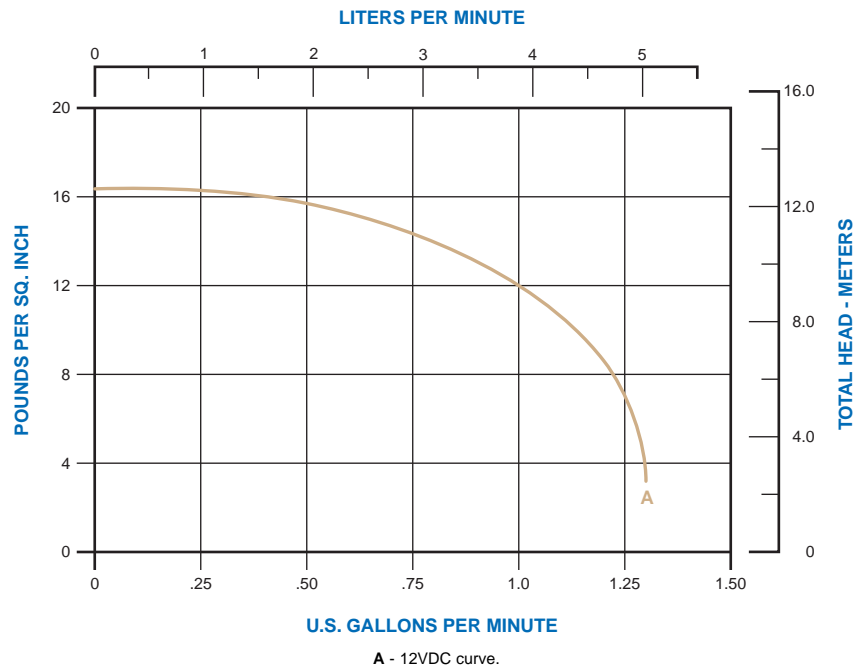


Pump Specifications:

- Flow Rates** — Range to 1.3 gpm;
maximum head
16 psi
- Motor** — 12VDC
- Fluid Temperature** — To 180°F (82°C)

Materials in Contact with Solution:

- Body** — Polypropylene
- Impeller** — Polypropylene
- Seal** — Nitrile lip seal

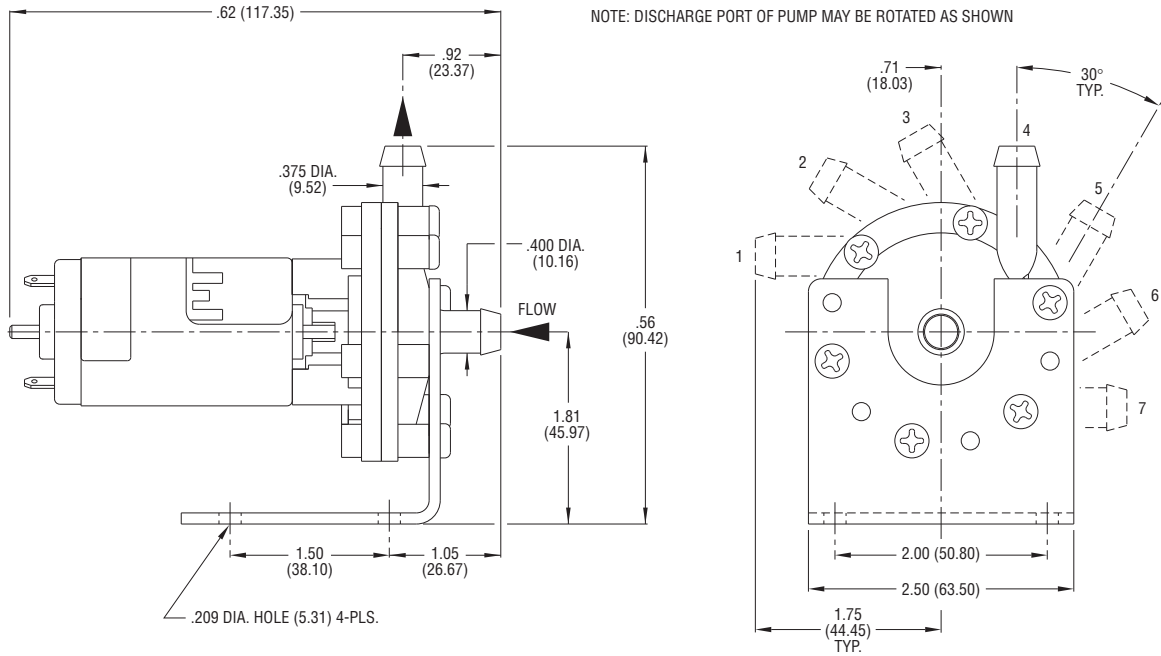


MODEL SPECIFICATIONS

Model Number	Series	Seal	Volts	Amps	Motor Type	Shell	Typical Curve	Approx. Wt.
							12VDC	
25501-006	Hi-Speed	Lip	12VDC	2.6	Brush	Non-Vent	A	.93 lb.

CENTRIFUGAL PUMPS - TYPICAL DIMENSIONS

Hi-Speed Series Model



OEM
Options

- Motors** —
- a. 12VDC
 - b. 24VDC
 - c. 36VDC
 - d. 115VDC
 - e. 230VDC